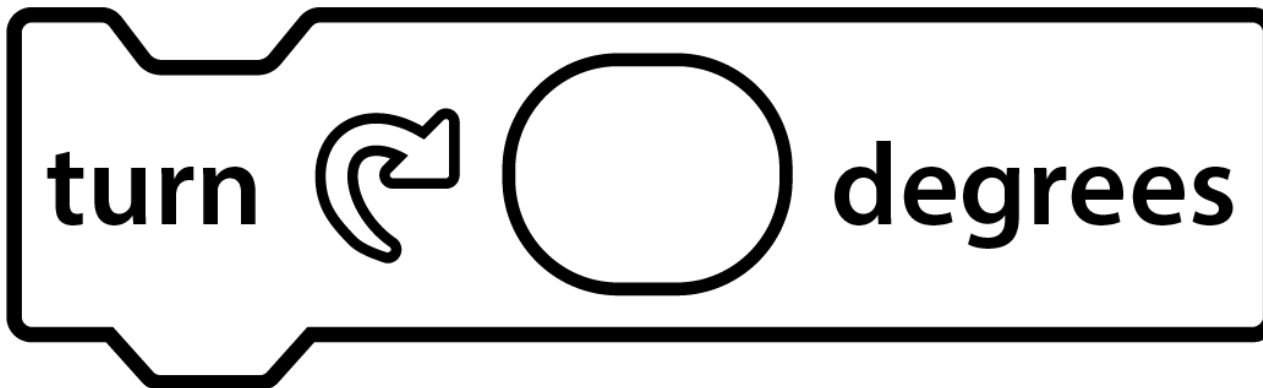


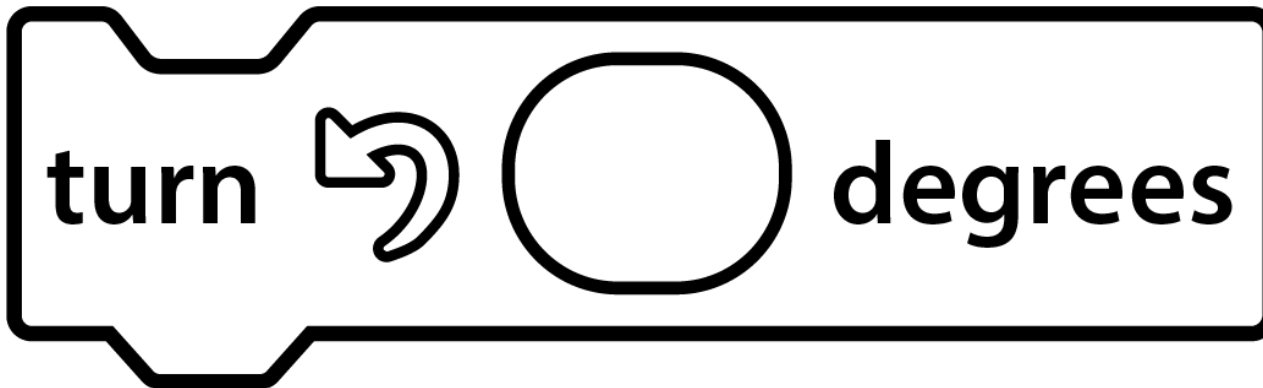
SCRATCH | MOTION BLOCK | MOVE _ STEPS

TECHNOkids



SCRATCH | MOTION BLOCK | TURN RIGHT _ DEGREES

TECHNOkids



SCRATCH | MOTION BLOCK | TURN LEFT _ DEGREES

TECHNOkids


TIP: Print on blue colored paper.

IDEAS: • Create a bulletin board. • Distribute to students, sequence blocks as an off-line coding activity. • Laminate blocks and use a whiteboard marker to insert values as a class script building activity.



SCRATCH | MOTION BLOCK | GO TO RANDOM POSITION

TECHNOkids



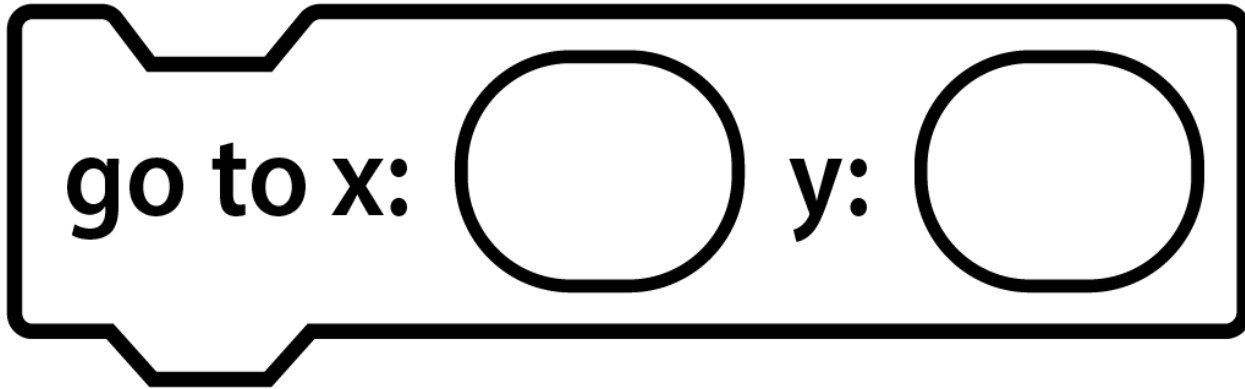
SCRATCH | MOTION BLOCK | GO TO MOUSE-POINTER

TECHNOkids



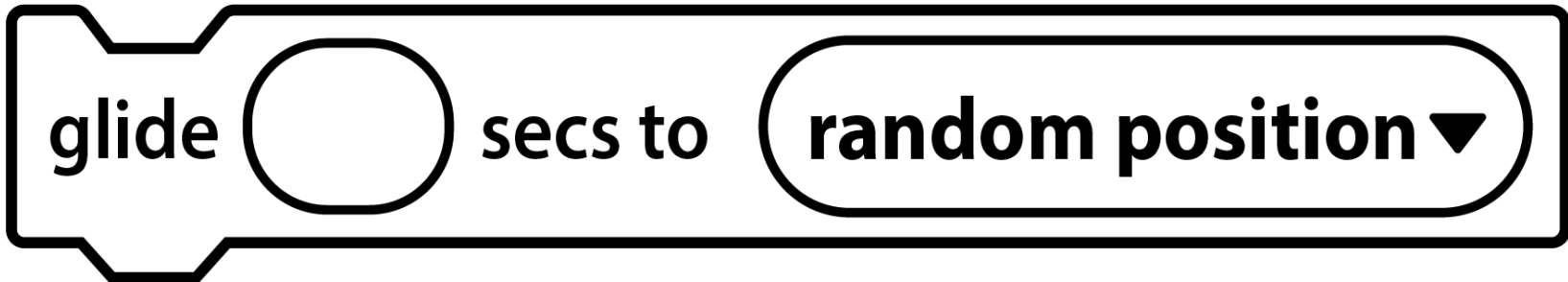
SCRATCH | MOTION BLOCK | GO TO SPRITE

TECHNOkids



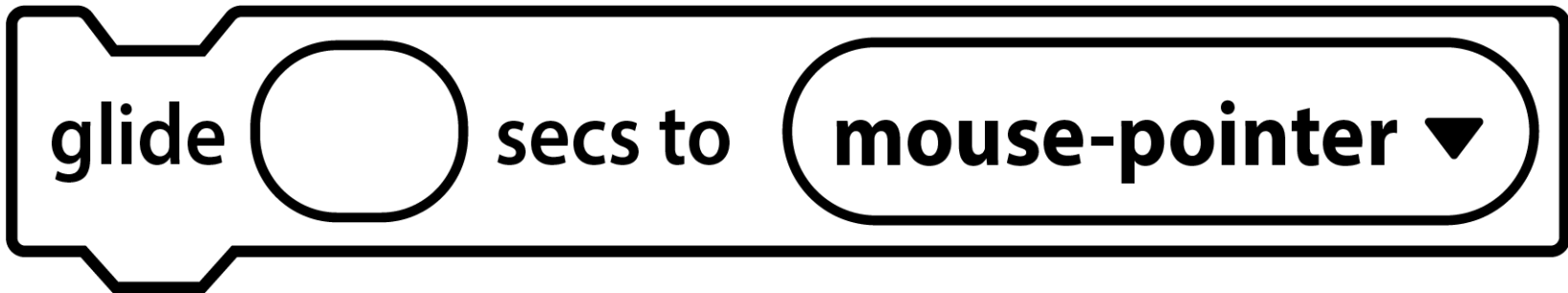
SCRATCH | MOTION BLOCK | GO TO X _ Y _

TECHNOkids



SCRATCH | MOTION BLOCK | GLIDE _ SECS TO RANDOM POSITION

TECHNOkids



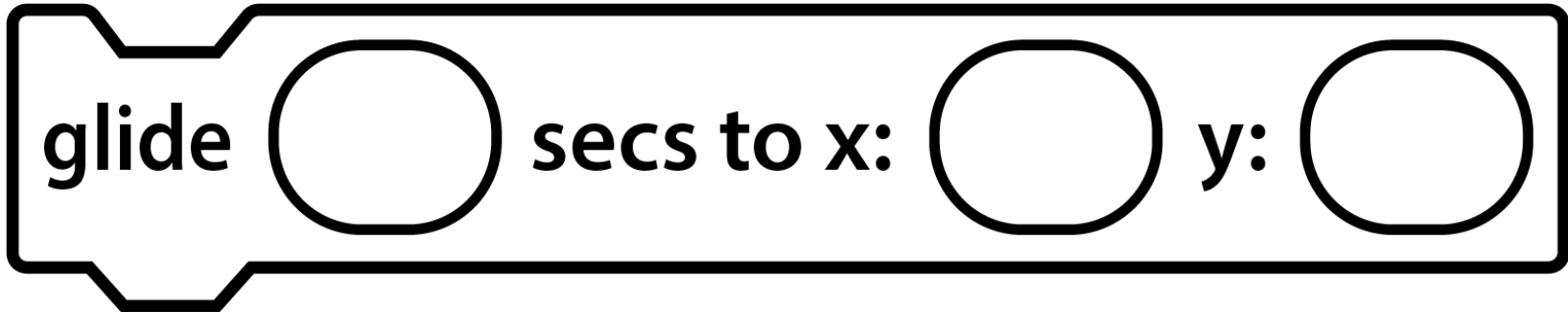
SCRATCH | MOTION BLOCK | GLIDE _ SECS TO MOUSE-POINTER

TECHNOkids



SCRATCH | MOTION BLOCK | GLIDE _ SECS TO SPRITE

TECHNOkids




SCRATCH | MOTION BLOCK | GLIDE _ SECS TO X _ Y _

TECHNOkids



SCRATCH | MOTION BLOCK | POINT IN DIRECTION _

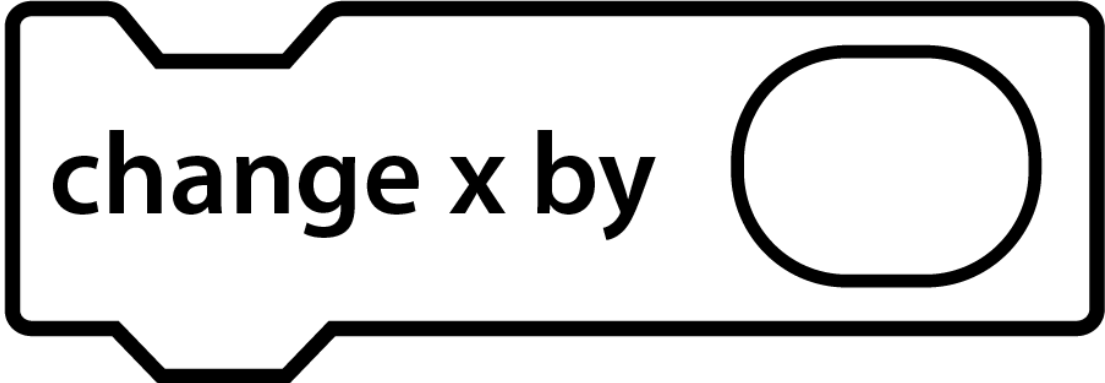
TECHNOkids



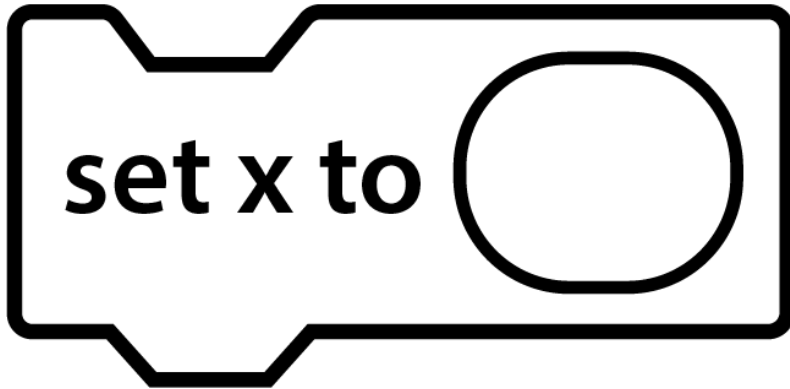
SCRATCH | MOTION BLOCK | POINT TOWARDS MOUSE-POINTER



SCRATCH | MOTION BLOCK | POINT TOWARDS SPRITE

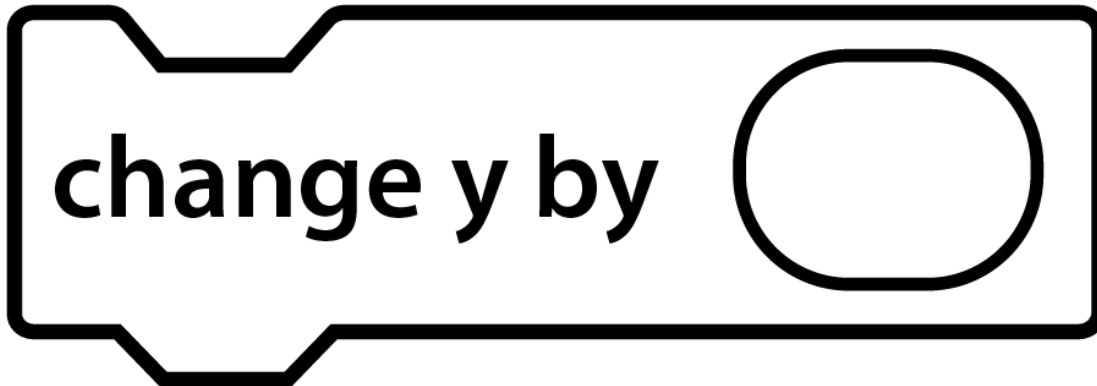


SCRATCH | MOTION BLOCK | CHANGE X BY _



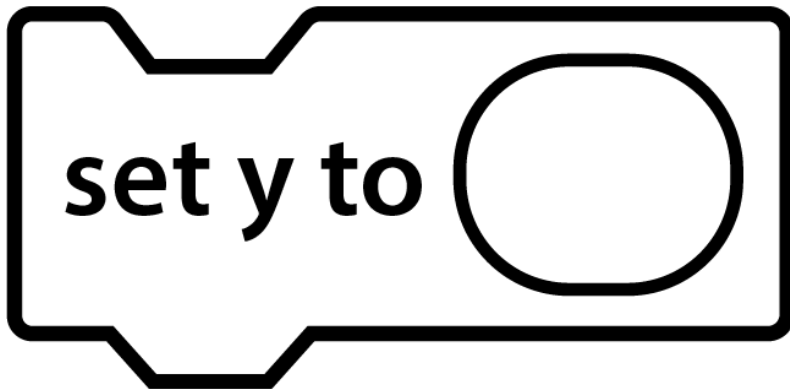
SCRATCH | MOTION BLOCK | SET X TO _

TECHNOkids



SCRATCH | MOTION BLOCK | CHANGE Y BY _

TECHNOkids



SCRATCH | MOTION BLOCK | SET Y TO _

TECHNOkids

if on edge, bounce

SCRATCH | MOTION BLOCK | IF ON EDGE, BOUNCE

TECHNOkids

set rotation style

left-right ▼

SCRATCH | MOTION BLOCK | SET ROTATION STYLE LEFT-RIGHT

TECHNOkids

set rotation style

don't rotate ▼

SCRATCH | MOTION BLOCK | SET ROTATION STYLE DON'T ROTATE

TECHNOkids

set rotation style

all around ▼

SCRATCH | MOTION BLOCK | SET ROTATION STYLE ALL AROUND

TECHNOkids



x position

SCRATCH | MOTION BLOCK | X POSITION

TECHNOkids



y position

SCRATCH | MOTION BLOCK | Y POSITION

TECHNOkids



direction